


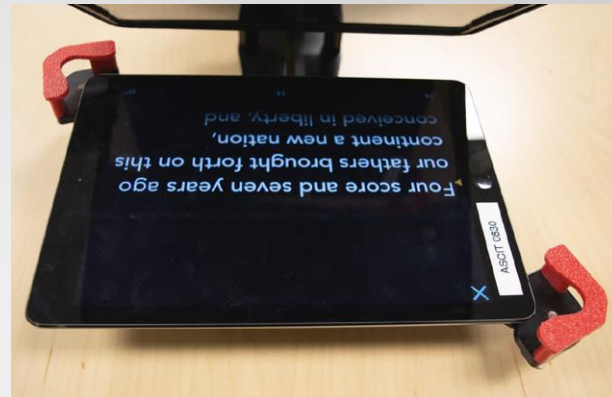
Telmax Teleprompter



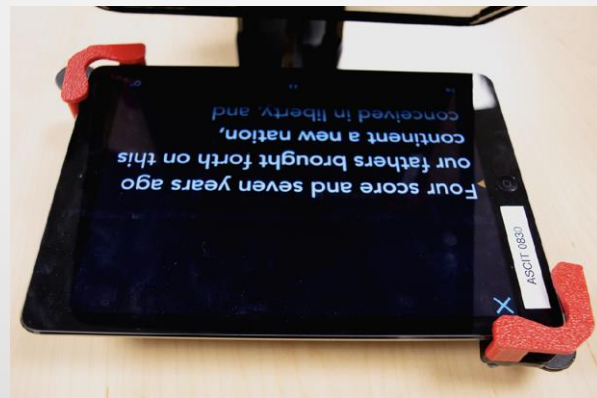
1. Loosen this knob on the bottom of the iPad mount to adjust its position on the slider. When you have it where you want it, remember to tighten it.



2. Loosen the knobs on the underside of the iPad mount's arms to adjust the rotation of the brackets.



3. Place the iPad on the mount in between the two arms. Ensure that the script is displaying upside down.



4. Rotate the brackets until they are aligned with the 2 corners of the iPad. Tighten them to keep the iPad in place.

Glide Gear Teleprompter



Place iPad in sliding holder and tighten in place using the knobs underneath the front bracket.